

TOTAL

One-Stop Tools Station

TOTAL

BATTERY LED FLASHLIGHT

TWLI2001



3.2W 20V

Security instructions



Caution

Please read the operating instructions carefully and observe the notes provided. Save the instructions for future reference.



Use the instructions to familiarize yourself with the product, its proper use and the safety notes. Safe operation of this machine is only possible when the operating or safety information is fully read and the instructions contained therein are strictly followed.

When using power tools, basic safety precautions should always be followed to reduce the risk of fire, electric shock, and personal injury, including the following:

- Before using the battery cartridge, read all instructions and cautionary markings on (1) the battery charger, (2) the battery, and (3) the product using the battery.
- Recharge only with the charger specified by the manufacturer. A charger that is suitable for one type of battery may create a risk of fire when used with another battery pack for which it is not designed.
- Use a power supply with the voltage specified on the charger nameplate.
- After charging or before attempting any maintenance or cleaning, unplug the charger from the power source.
- The battery pack part of the machine is not waterproof. Do not use it in damp or wet places. Do not expose it to rain or snow. Do not wash it in water.
- Do not touch the inside of the flashlight head with tweezers, metal tools, etc.
- Under abusive conditions, liquid may be expelled from the battery, avoid contact. If accidental contact occurs, rinse with water. If the liquid comes into contact with the eyes, also seek medical help. Liquid expelled from the battery can cause irritation or burns.
- Do not short circuit the battery cartridge:
 - Do not touch the terminals with any conductive material.
 - Avoid storing the battery cartridge in a container with other metallic objects such as nails, coins, etc.
 - Do not expose the battery cartridge to water or rain. A short circuit in the battery can cause a large current flow, overheating, possible burns and even a breakdown.
- If electrolyte gets into your eyes, rinse with clean water and seek immediate medical attention.
- Be careful not to drop or hit the battery.
- Do not burn the battery cartridge, even if it is badly damaged or completely worn out. The battery cartridge may explode and cause a fire.









Caution

- When the tool is not in use, always turn the tool off and remove the battery cartridge from the tool.
- Do not store the tool and battery cartridge where the temperature may reach or exceed 50°C. (122°F).
- Do not shock the tool by dropping it, hitting it, etc.
- Do not expose the light to the eyes continuously.
- Do not cover or obstruct the powered tool with cloth or cardboard, etc. Covering or obstructing it can cause a flame.

- Do not disassemble the charger or battery cartridge; take it to a Total Authorized Service Technician when service or repair is required. Improper mounting can result in a risk of electric shock or fire.
- Use tools only with specifically designated battery packs. Use of any other battery pack may create a risk of injury and fire.
- If the operating time has become excessively long, please stop immediately. It can cause a risk of overheating, possible burns and even an explosion.
- Do not use a damaged battery.

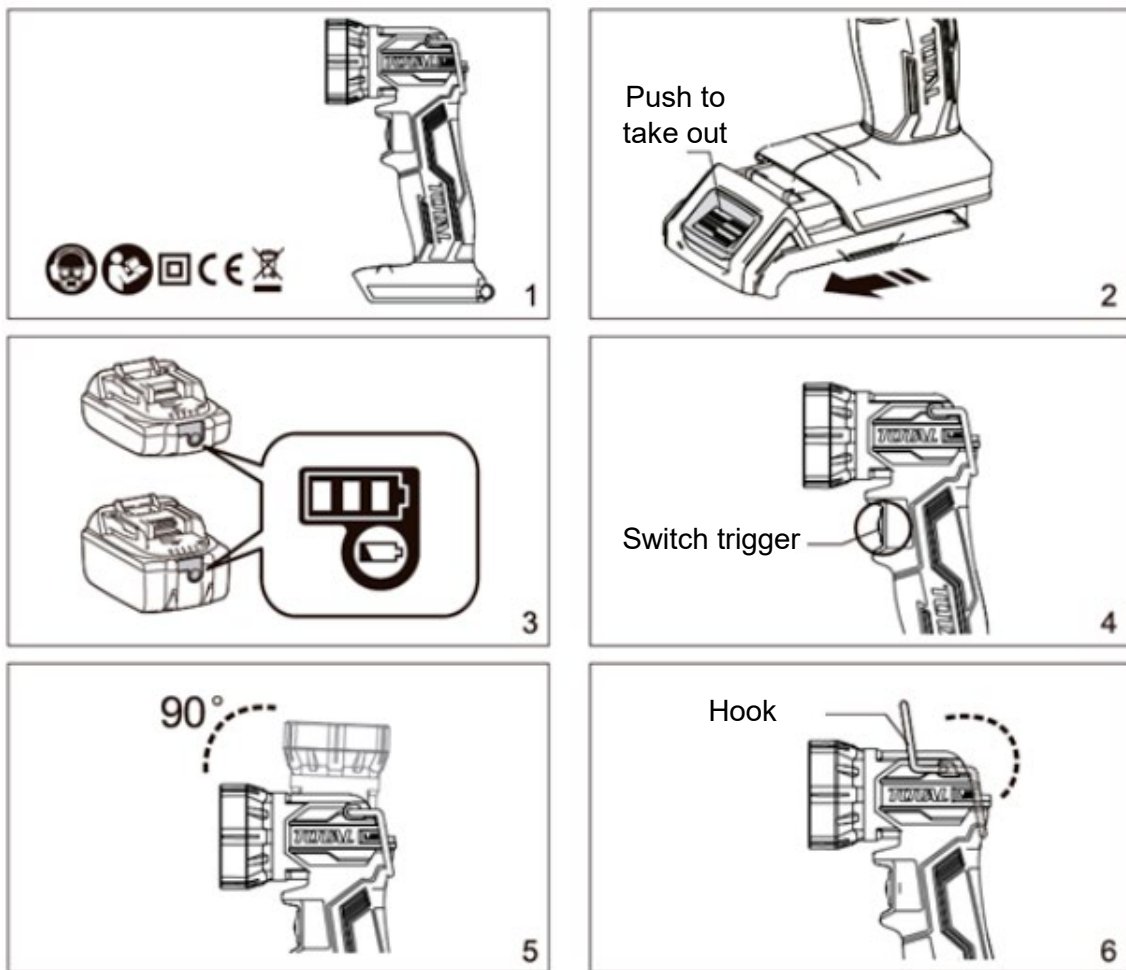
Technical data

Data sheet	
Voltage	15~20V
Materials	ABS+TPE
Weight (without battery)	244g
Normal working temperature	-10°C ~ 40°C
Storage temperature	-20°C ~ 65°C
Lumens 	220LM
Execution time 	12 h
Flash distance 	170m
Maximum intensity 	7150cd
Fall test 	1m
Waterproof 	IP20

*The tool is designed for use with Total's P20S range of batteries and chargers.

Note: Due to the continuous program of R&D&I, this document is subject to change without notice.

Functioning



- The top hook allows the flashlight to be hooked in different places for added functionality.
- Flashlight rotation up to 90° (fixed position at any angle)
- The hard plastic exterior and ergonomic handle make the tool with efficient heat dissipation, better cushioning and more drop resistance, and offer better electrical protection.

Environment



- Do not dispose of electrical appliances as unsorted municipal waste, use separate collection facilities.
- Contact your local authority for information on available collection systems.
- If electrical appliances are disposed of in landfills, hazardous substances can seep into the groundwater and enter the food chain, harming your health and well-being.
- Recycle raw materials instead of disposing of them as waste.
- The machine, accessories and packaging must be sorted for environmentally friendly recycling.

TOTAL

One-Stop Tools Station

TOTAL



BATTERY LED FLASHLIGHT

3.2W 20V